

Minehead & Exmoor Caravan & Camping Park

Porlock Road
Minehead
Somerset
TA24 8SW

Telephone: +44 (0)1643 703074

Web: www.mineheadandexmoorcamping.co.uk



Open all-year-round
(telephone for winter availability)

A select, family-run Caravan, Motorhome and Camping Park

Situated on the western edge of Minehead (1 mile from the town centre)

Surrounded by farmland and forests.

A stream, fed by a local spring, runs along the edge of the park.

The park borders the Exmoor National Park and the Crown Estate's Dunster Forest

The park is a perfect place to stay for a visit to Exmoor, North Devon, West Somerset and the Quantock Hills.

First class toilet & shower facilities.



Separate facilities for disabled persons.


Children welcome.

Pets welcome.


Facilities



  50 pitches (total)

 Car parking beside pitch
Hard-standing pitches available


 Showers

 Hairdryer and shaving points

 Dishwashing area

 Outdoor children's play areas

 1 mile from South West Coastal Path

 Horse-riding (neighbouring riding school)


 18-hole golf course


 Amusement Parks

Steam Railway nearby

 28 Electrical hook-ups


All pitches level

 Free hot water to hand basins

 Disabled facilities


 Laundry facility

 Gas cylinder exchange

 Public telephone

1½ miles from a sandy beach

 Restaurants & Pubs

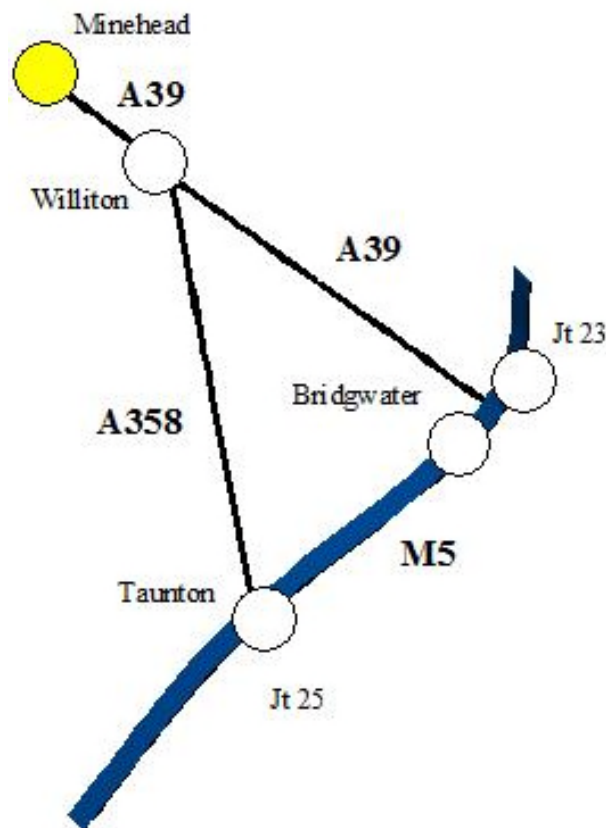
 Sea-fishing

 Castle

All-year-round touring pitches available. (Price on application)

All-year-round caravan and motorhome storage available. (Price on application)

Directions



From the North leave M5 at Junction 23 and follow the A38 to Bridgwater then the A39 to Minehead.

From the South leave M5 at Junction 25, follow the A358 to Williton, then the A39 to Minehead..... carry straight on at the first roundabout on the eastern edge of Minehead.

Bear left at the mini-roundabout and head towards Porlock on the A39.

Continue straight on for approx. 1½ miles Park is located on the right-hand side, on the western edge of Minehead.

The park is easily accessed from the road.

Taunton is the nearest main line railway station.

National Express coaches run to Taunton bus station.

Buses run from Taunton's railway station and bus station to Minehead.

Buses link Taunton's railway and bus stations to the West Somerset Steam Railway station at Bishops Lydeard.

The West Somerset Steam Railway runs between Bishops Lydeard and Minehead.